


LED

418 PICTURE FRAME




This luminous sconce utilizes textured white acrylic to maximize uniformity on the lens. Metal frames the acrylic, providing a finished appearance.

418 PICTURE FRAME

TYPE

LED



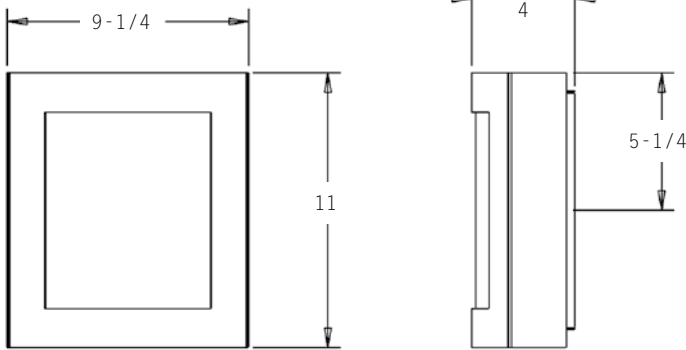
PROJECT: _____

LOCATION: _____

FEATURES

- A soft, elegant look for general applications.
- Textured acrylic diffuser obscures lamp image.
- Standard 0-10V dimming driver.
- All parts are treated with a five stage phosphate bonding process before being finished with a long lasting powder coat finish.
- Unique double lens softens any lamp image.
- Complies with ADA.
- No visible fasteners.
- Manufactured in the U.S.A.

DIMENSIONS



MC = Mounting Center

A 4" octagonal junction box should be used for installation.

ORDERING INFORMATION / OPTIONS EXAMPLE: 418-2CFQ13-SAL

418

MODEL

418 - Classic

LAMP

- 1LED9** - (1) 9W LED MODULE. 1100 Lumens
- 1LED14** - (1) 14W LED MODULE. 1550 Lumens
- 1LED19** - (1) 19W LED MODULE. 2000 Lumens
- 1CFQ26** - (1) 26w QUAD TUBE CF (G24Q-3 Base)
- 2CFQ13** - (2) 13w QUAD TUBE CF (G24Q-1 Base)
- 2CFQ18** - (2) 18w QUAD TUBE CF (G24Q-2 Base)
- 2CFQ26** - (2) 26w QUAD TUBE CF (G24Q-3 Base)

Consult factory for other available lamps and LED Wattages.

HOUSING FINISH

- WHT** - White
 - BLK** - Black
 - SAL** - Silver
 - BRZ** - Bronze
 - SS** - Stainless Steel
- Consult factory for other finishes.

OPTIONS

- DL** - Damp Label
- TL** - Top Lens
- BL** - Bottom Lens
- IEM** - Integral Emergency Ballast (CF Quad tube lamps only)
- 30K** - 3000 Kelvin Temperature
- 35K** - 3500 Kelvin Temperature
- 40K** - 4000 Kelvin Temperature